



**Little  
League**

**Official District  
Florida 17**

**Scorekeeper Training**


# MEETING DECORUM

## PLEASE

- Ask questions as they come to you.
- Will “parking lot” topics as needed.
- This training is based on Little League Tournament Rules.
- Little League offers a free Rulebook Application for Android and iOS devices. Go to the Google Play Store or Apple App Store to download.

# AGENDA

- Where to find materials
- Important Notes for all levels of Scorekeepers
- Mandatory Play Requirements
- Tracking Pitching
  - Softball
  - Baseball Official Pitch Counter
- Getting familiar with Scorebook
- Batting out of turn (BOT)





# From Rule Book

Note: All officials, including all managers, coaches, scorekeepers, umpires, tournament directors, district administrators, etc., should make every effort to **prevent** a situation that may result in the forfeiture of a game or suspension of tournament privileges. However, failure by any party to prevent such situations shall not affect the validity of a protest.





“

**When I enter the score booth as an official of the game, I recognize I am a neutral party.  
Giving information to a team, creates an unfair advantage.  
This is no different than an official who adjusts the conditions of a game to benefit a team**

”

# WHERE DO I FIND...

Materials from this training?

Florida District 17 Website: <https://www.fl17.org/>

Scorebook / Pitch Count Log

Your Tournament Director will provide

Pitching Affidavit / League Age of Players

Manager of each team

# WHAT DO I DO...

## Before Game

At least 30 minutes before game:

- Determine who will Pitch Count/Scoreboard & who will keep the book
- Fill out book with line-up
- Fill out pitch count log and pitching affidavit with starting pitcher and catcher

## During Game

- Keep accurate records

## After Game

- Wait for Pitching Affidavit to be initialed by managers
- Write in final scores in scorebooks



**Little  
League**

**Official District  
Florida 17**

**Important Notes**



# PLAYER ARRIVALS/DEPARTURE

## Scorekeeping Important Notes for Tracking

- **Late Players (Arrival is after line-up is turned into Umpire):**
  - Up to the discretion of Manager if will have them play
  - Must be added to bottom of line-up for continuous batting order
  - Entered as potential substitute for Senior Divisions
- **Sick / Injured players**
  - Skip player in continuous batting order with no penalties. May reenter the game to the discretion of the Manager/Player.
  - (Seniors) Eligible substitute replaces. If nobody is eligible, opposing manager selects from current benched players.
- **Ejected players**
  - Skip player in continuous batting order with no penalties.
  - (Seniors) Eligible substitute replaces. If nobody is eligible, opposing manager selects from current benched players.

# BATTERS

## Scorekeeping Important Notes for Tracking

### Verbal Intentional Walk

- *Only Once per Batter per Game*

### Seniors (Non-continuous batting order)

- If change is made during defense, manager must declare where in line-up batter goes.
  - \*May not change position in batting line-up for a player
  - Starter may only re-enter game once
  - \*Substitutes, once removed, may not return
- \*Illness/Injury may allow the two above conditions to change

# BASE RUNNERS

## Scorekeeping Important Notes for Tracking

### Continuous Batting Order

#### Courtesy Runner (7.14(b) or TR 3(d))

- May be used for Pitcher/Catcher when there are 2 outs
- Must be player who made last out
  - If a pitcher or catcher made the last out, that player is still the courtesy runner

#### Replace ill/injured runner

- Player who made last out must replace ill/injured base runner

### Seniors (Non-continuous batting order)

#### Special Pinch Runner (7.14(a) or TR 3(d) Seniors) may be used

- Not more than 1 time per inning, Not more than 2 times per game
- Player may only be SPR once per game
- SPR must be someone on the bench at time of change

#### Replace ill/injured player

- Must be replace by a substitute
- Eligible substitute replaces. If nobody is eligible, opposing manager selects from current benched players.





**Little  
League**

**Official District  
Florida 17**

**Mandatory Play**

# MANDATORY PLAY

## Baseball and Softball

- Juniors and below:
  - Must play with a continuous batting order
- Seniors
  - No mandatory play
  - No continuous batting order



**Little  
League**

**Official District  
Florida 17**

**Protests**



# SCOREKEEPERS

## PROTESTABLE

Mandatory Play Violations  
Improper Substitution  
Illegal Pitcher  
Illegal Catcher  
Illegal Player

## NOT PROTESTABLE

Judgement Calls  
Unannounced Substitution  
Batting Out of Turn  
Runner not Tagging Up  
Runner Leaving Early  
Missed Bases

*The misapplication of a playing rule is also a protestable offense. However, this is typically outside the purview of the scorekeeper.*



**Little  
League**

**Official District  
Florida 17**

**Pitching Basics**

For softball, Scorekeeper and Pitch Counter are the same person.

# Logging Pitching Changes

Designate within the book  
what batter the pitching  
change happened on.

Count innings, one column per pitcher,  
checkbox the inning they pitched ↘

[illegible]



# BASEBALL PITCHING LOG

Pitching and Catching Log Baseball, Fill out in pencil

|   |             |   |
|---|-------------|---|
| Ineligible to Pitch: 1  |             |   |
| Players based on days rest for previous games and may not pitch 3 consecutive days. |             | Juniors/Seniors Only-May pitch in a second game of day if they throw 30 pitches or less in game 1 And league age 13 or greater (12 League Age in Seniors, may only pitch one game a day). All other divisions, only can pitch one game a day. |
| Catcher for 4 or more innings in a game, may not pitch that calendar day.           |             |   |
| Ineligible to Catch: 2  |             |   |
| Pitches 41 or more in a calendar day, may not catch that calendar day.              |             | If catcher for 3 or less innings in a <u>game</u> & pitch 21 (31 for senior) or more in a <u>day</u> , may not catch again that <u>calendar day</u> .   |
| circle Game 1: Home/Visitor   |             | Threshold applies to all above pitch counts   |
| circle Game 2: Home/Visitor   | Team Name 3 | Date 4  |

- 1. Fill out all players ineligible to pitch. For second game of day, add players as needed from first game.
- 2. As a pitcher becomes ineligible to **catch**, may fill out this information. For second game in a day, this should be filled out
- 3. Team Name for tracking those pitchers
- 4. Date of game

# PITCHING LOG

Pitching and Catching Log Baseball, Fill out in pencil

|  |              |                            |                             |                   |                                      |  |          |          |          |          |           |           |           |           |           |           |    |    |    |    |    |    |    |    |    |    |    |    |    |    |    |    |    |    |    |    |    |    |    |     |     |     |     |     |     |     |     |     |
|--|--------------|----------------------------|-----------------------------|-------------------|--------------------------------------|--|----------|----------|----------|----------|-----------|-----------|-----------|-----------|-----------|-----------|----|----|----|----|----|----|----|----|----|----|----|----|----|----|----|----|----|----|----|----|----|----|----|-----|-----|-----|-----|-----|-----|-----|-----|-----|
| Uniform # Catcher for Inning (Game 1)  |              | Inning 1                   | Inning 2                    | Inning 3          | Inning 4                             | Inning 5   | Inning 6 | Inning 7 | Inning 8 | Inning 9 | Inning 10 | Inning 11 | Inning 12 | Inning 13 | Inning 14 | Inning 15 |    |    |    |    |    |    |    |    |    |    |    |    |    |    |    |    |    |    |    |    |    |    |    |     |     |     |     |     |     |     |     |     |
| Uniform # Catcher for Inning (Game 2)  |              | Inning 1                   | Inning 2                    | Inning 3          | Inning 4                             | Inning 5   | Inning 6 | Inning 7 | Inning 8 | Inning 9 | Inning 10 | Inning 11 | Inning 12 | Inning 13 | Inning 14 | Inning 15 |    |    |    |    |    |    |    |    |    |    |    |    |    |    |    |    |    |    |    |    |    |    |    |     |     |     |     |     |     |     |     |     |
| Uniform No   | Pitcher Name | League Age/<br>Pitch Limit | Inning Entered /<br>Removed | Score Own/<br>Opp | Total Pitches /<br>Threshold Pitches | Tournament Form 20/35/50/65 - days rest Non-Senior and 12 year old Seniors    30/45/60/75 days rest for Seniors<br>Designate between batters.... Batter One //// Batter Two \\\\ OR Fill in the box when a batter completes final pitch. |          |          |          |          |           |           |           |           |           |           |    |    |    |    |    |    |    |    |    |    |    |    |    |    |    |    |    |    |    |    |    |    |    |     |     |     |     |     |     |     |     |     |
|  |              |                            |                             |                   |                                      | 1  | 2        | 3        | 4        | 5        | 6         | 7         | 8         | 9         | 10        | 11        | 12 | 13 | 14 | 15 | 16 | 17 | 18 | 19 | 20 | 21 | 22 | 23 | 24 | 25 | 26 | 27 |    |    |    |    |    |    |    |     |     |     |     |     |     |     |     |     |
|  |              |                            |                             |                   |                                      | 28   | 29       | 30       | 31       | 32       | 33        | 34        | 35        | 36        | 37        | 38        | 39 | 40 | 41 | 42 | 43 | 44 | 45 | 46 | 47 | 48 | 49 | 50 | 51 | 52 | 53 | 54 |    |    |    |    |    |    |    |     |     |     |     |     |     |     |     |     |
| Visits to Mound, mark the inning (8/9/10 yr old may have 2 visits an inning) |              |                            |                             |                   |                                      | 55   | 56       | 57       | 58       | 59       | 60        | 61        | 62        | 63        | 64        | 65        | 66 | 67 | 68 | 69 | 70 | 71 | 72 | 73 | 74 | 75 | 76 | 77 | 78 | 79 | 80 | 81 |    |    |    |    |    |    |    |     |     |     |     |     |     |     |     |     |
| 1  | 2            | 3                          | 4                           | 5                 | 6                                    | 7  | 8        | 9        | 10       | 11       | 1         | 2         | 3         | 4         | 5         | 6         | 7  | 8  | 9  | 10 | 11 | 82 | 83 | 84 | 85 | 86 | 87 | 88 | 89 | 90 | 91 | 92 | 93 | 94 | 95 | 96 | 97 | 98 | 99 | 100 | 101 | 102 | 103 | 104 | 105 | 106 | 107 | 108 |

1. Write in Catcher(s) Uniform # each inning.
2. Write in starting pitcher uniform number, name, league age, maximum pitches, inning entered to pitch.

I. Pitching change:

✓ Pitcher removed, log inning removed, score at that moment, total pitches, threshold pitches (First pitch to the last batter they pitched to)

✓ New Pitcher: pitcher uniform number, name, league age, maximum pitches, inning entered.

# PITCHING LOG

Pitching Log Baseball, Fill out in *Pencil*

| Uniform No   | Pitcher Name   | League Age/<br>Pitch Limit | Inning Entered /<br>Removed | Score Own/<br>Opp | Total Pitches /<br>Threshold Pitches |
|--|----------------|----------------------------|-----------------------------|-------------------|--------------------------------------|
| 12   | Lee, Pat       | 10 / 75                    | 1 / 3                       | 5 / 4             | 42 / 39                              |
| Visits to Mound, mark the inning (8/9/10 yr old may have 2 visits an inning) |                |                            |                             |                   |                                      |
| 1 2 3 4 5 6 7 8 9 10 11  |                | 1 2 3 4 5 6 7 8 9 10 11    |                             |                   |                                      |
| 9  | Smith, Cameron | 11 / 85                    | 3 /                         | /                 | /                                    |
| Visits to Mound, mark the inning (8/9/10 yr old may have 2 visits an inning) |                |                            |                             |                   |                                      |
| 1 2 3 4 5 6 7 8 9 10 11  |                | 1 2 3 4 5 6 7 8 9 10 11    |                             |                   |                                      |

- # 12 started the game.
  - League Age 10; Pitch Limit 75
- In the third inning, #9 starts pitching
- Score was 5-4, pitching team has 5 runs.
- #12 started their last batter with:
  - 1<sup>st</sup> pitch is 39<sup>th</sup> pitch, last pitch thrown to batter was 42<sup>nd</sup> pitch.

*This allows for you to stay on one form throughout the game yet still capture everything you need to fill out the pitching affidavit after the game is over.*



# COUNTING PITCHES

This reflects 3 pitches to first batter.

## 4 Pitches to second batter.

If pitcher is removed right now, Threshold pitches is 4, total pitches is 7.

[illegible]

## Reminder:

# Every pitch is counted, including

- All Fouls
- Illegal pitches (Pitched or Not Pitched)
- Balks with a delivered pitch,
- Balls in an intentional walk.
- If umpire calls, "No Pitch", then do ***not*** count a pitch.

## Space to track Visit to Mound if Umpire calls it out

**Umpire calls, Strike - Batter out of box –** Strike on batter, *no* pitch counted on pitcher (Rule 3.a)

Pitch Counter must fill out affidavit in Ink. Try to keep it updated with each pitching change.

## Pitch Count Log in Pencil:

| Uniform No | Pitcher Name | League Age/<br>Pitch | Inning Entered /<br>Removed |
|------------|--------------|----------------------|-----------------------------|
| 12         | Bailey Lopez | 11<br>85             | 1                           |

Visits to Mound, mark the inning (8/9/10 yr old may have 2 vis

1 2 3 4 5 6 7 8 9 10 11 1 2 3 4 5 6 7 8

**Division:** 10 – 12 Year Old (Majors)

## Baseball Pitch Count Data Sheet

### Senior League

| League Age | Max Pitches Per Day |   | # of Pitches Thrown | Days of Rest |
|------------|---------------------|---|---------------------|--------------|
| 8          | 50                  | } | 1 - 20              | 0            |
| 9-10       | 75                  |   | 21 - 35             | 1            |
| 11-12      | 85                  |   | 36 - 50             | 2            |
|            |                     |   | 51 - 65             | 3            |
| 13-14      | 95                  |   | > 65                | 4            |

| League Age | Max Pitches Per Day |   | # of Pitches Thrown | Days of Rest |
|------------|---------------------|---|---------------------|--------------|
| 13-16      | 95                  | } | 1 - 30              | 0            |
|            |                     |   | 31 - 45             | 1            |
|            |                     |   | 46 - 60             | 2            |
|            |                     |   | 61 - 75             | 3            |
|            |                     |   | > 75                | 4            |

# Ink

[illegible]



# OFFICIAL PITCHING AFFIDAVIT

- #12 Bailey was starting pitcher. Pitched till 3<sup>rd</sup> inning. Left when Bailey’s team scored 2 runs and opposing team had 5 runs. Total Pitches = 33; Threshold pitches = 33 (only pitched one pitch to last batter).
- #41 Adrian came in the 3<sup>rd</sup> inning and left in 4<sup>th</sup>. Left when Adrian’s team scored 7 runs and opposing team had 5 runs. Total Pitches = 22; Threshold pitches = 21.
- #1 Robert come in the 4<sup>th</sup> inning. Has not pitched to a batter yet.

| Uniform No   | Pitcher Name | League Age/<br>Pitch | Inning Entered /<br>Removed | Score Own/<br>Opp | Total Pitches /<br>Threshold Pitches |    |    |    |    |    |    |    |    |    |    |    |    |    |    |    |    |    |    |    |    |    |    |    |    |    |    |    |    |    |    |    |    |    |    |    |    |    |    |    |    |    |    |    |    |    |     |     |     |     |     |     |     |     |     |
|--|--------------|----------------------|-----------------------------|-------------------|--------------------------------------|----|----|----|----|----|----|----|----|----|----|----|----|----|----|----|----|----|----|----|----|----|----|----|----|----|----|----|----|----|----|----|----|----|----|----|----|----|----|----|----|----|----|----|----|----|-----|-----|-----|-----|-----|-----|-----|-----|-----|
| 12   | Bailey Lopez | 11<br>85             | 1<br>3                      | 2<br>5            | 33<br>33                             | 1  | 2  | 3  | 4  | 5  | 6  | 7  | 8  | 9  | 10 | 11 | 12 | 13 | 14 | 15 | 16 | 17 | 18 | 19 | 20 | 21 | 22 | 23 | 24 | 25 | 26 | 27 | 28 | 29 | 30 | 31 | 32 | 33 | 34 | 35 | 36 | 37 | 38 | 39 | 40 | 41 | 42 | 43 | 44 | 45 | 46  | 47  | 48  | 49  | 50  | 51  | 52  | 53  | 54  |
| Visits to Mound, mark the inning (8/9/10 yr old may have 2 visits an inning) |              |                      |                             |                   |                                      | 55 | 56 | 57 | 58 | 59 | 60 | 61 | 62 | 63 | 64 | 65 | 66 | 67 | 68 | 69 | 70 | 71 | 72 | 73 | 74 | 75 | 76 | 77 | 78 | 79 | 80 | 81 | 82 | 83 | 84 | 85 | 86 | 87 | 88 | 89 | 90 | 91 | 92 | 93 | 94 | 95 | 96 | 97 | 98 | 99 | 100 | 101 | 102 | 103 | 104 | 105 | 106 | 107 | 108 |
| 41   | Adrian Choi  | 10<br>75             | 3<br>4                      | 7<br>5            | 22<br>21                             | 1  | 2  | 3  | 4  | 5  | 6  | 7  | 8  | 9  | 10 | 11 | 12 | 13 | 14 | 15 | 16 | 17 | 18 | 19 | 20 | 21 | 22 | 23 | 24 | 25 | 26 | 27 | 28 | 29 | 30 | 31 | 32 | 33 | 34 | 35 | 36 | 37 | 38 | 39 | 40 | 41 | 42 | 43 | 44 | 45 | 46  | 47  | 48  | 49  | 50  | 51  | 52  | 53  | 54  |
| Visits to Mound, mark the inning (8/9/10 yr old may have 2 visits an inning) |              |                      |                             |                   |                                      | 55 | 56 | 57 | 58 | 59 | 60 | 61 | 62 | 63 | 64 | 65 | 66 | 67 | 68 | 69 | 70 | 71 | 72 | 73 | 74 | 75 | 76 | 77 | 78 | 79 | 80 | 81 | 82 | 83 | 84 | 85 | 86 | 87 | 88 | 89 | 90 | 91 | 92 | 93 | 94 | 95 | 96 | 97 | 98 | 99 | 100 | 101 | 102 | 103 | 104 | 105 | 106 | 107 | 108 |
| 1  | Robert Smith | 12<br>85             | 4                           |                   |                                      | 1  | 2  | 3  | 4  | 5  | 6  | 7  | 8  | 9  | 10 | 11 | 12 | 13 | 14 | 15 | 16 | 17 | 18 | 19 | 20 | 21 | 22 | 23 | 24 | 25 | 26 | 27 | 28 | 29 | 30 | 31 | 32 | 33 | 34 | 35 | 36 | 37 | 38 | 39 | 40 | 41 | 42 | 43 | 44 | 45 | 46  | 47  | 48  | 49  | 50  | 51  | 52  | 53  | 54  |
| Visits to Mound, mark the inning (8/9/10 yr old may have 2 visits an inning) |              |                      |                             |                   |                                      | 55 | 56 | 57 | 58 | 59 | 60 | 61 | 62 | 63 | 64 | 65 | 66 | 67 | 68 | 69 | 70 | 71 | 72 | 73 | 74 | 75 | 76 | 77 | 78 | 79 | 80 | 81 | 82 | 83 | 84 | 85 | 86 | 87 | 88 | 89 | 90 | 91 | 92 | 93 | 94 | 95 | 96 | 97 | 98 | 99 | 100 | 101 | 102 | 103 | 104 | 105 | 106 | 107 | 108 |



# OFFICIAL PITCHING AFFIDAVIT

#12 Bailey was starting pitcher. Pitched till 3<sup>rd</sup> inning. Left when Bailey’s team scored 2 runs and opposing team had 5 runs. Total Pitches = 33; Threshold pitches = 33 (only pitched one pitch to last batter).

#41 Adrian came in the 3<sup>rd</sup> inning and left in 4<sup>th</sup>. Left when Adrian’s team scored 7 runs and opposing team had 5 runs. Total Pitches = 22; Threshold pitches = 21.

#1 Robert come in the 4<sup>th</sup> inning. Has not pitched to a batter yet.

| Date of Game | Level of Play * | Pitcher      | League Age | Name of Opponent   | Score** |     | # Pitches Thrown | Threshold Reached | # Days Rest Needed | Offical Scorer or Pitch Counter Initials |
|--------------|-----------------|--------------|------------|--------------------|---------|-----|------------------|-------------------|--------------------|--|
|              |                 |              |            |                    | Own     | Opp |                  |                   |                    |  |
| 7/1          | District        | Joe Smith    | 12         | Downtown           | 7       | 8   | 21               | 20                | 0                  | I.N.T.                                   |
| 6/15         | District        | Bailey Lopez | 11         | City Little League | 2       | 5   | 33               | 33                | 1                  |  |
| 6/15         | District        | Adrian Choi  | 10         | City Little League | 7       | 5   | 22               | 21                | 1                  |  |
| 6/15         | District        | Robert Smith | 12         | City Little League |         |     |                  |                   |                    |  |
|              |                 |              |            |                    |         |     |                  |                   |                    |  |
|              |                 |              |            |                    |         |     |                  |                   |                    |  |

| 8-10 — Junior Divisions |                     |                     |              |
|-------------------------|---------------------|---------------------|--------------|
| League Age              | Max Pitches Per Day | # of Pitches Thrown | Days of Rest |
| 8                       | 50                  | 1 - 20              | 0            |
| 9-10                    | 75                  | 21 - 35             | 1            |
| 11-12                   | 85                  | 36 - 50             | 2            |
| 13-14                   | 95                  | 51 - 65             | 3            |
|                         |                     | > 65                | 4            |

| Senior League |                     |                     |              |
|---------------|---------------------|---------------------|--------------|
| League Age    | Max Pitches Per Day | # of Pitches Thrown | Days of Rest |
| 13-16         | 95                  | 1 - 30              | 0            |
|               |                     | 31 - 45             | 1            |
|               |                     | 46 - 60             | 2            |
|               |                     | 61 - 75             | 3            |
|               |                     | > 75                | 4            |



**Little  
League**

**Official District  
Florida 17**

**Baseball Scorekeeper**

**Tracking Pitches**



# SCOREBOOK

|          |                |                |
|----------|----------------|----------------|
| Batter 1 | 1B 2B 3B HR BB | 1B 2B 3B HR BB |
| Batter 2 | 1B 2B 3B HR BB | 1B 2B 3B HR BB |
| Batter 3 | 1B 2B 3B HR BB | 1B 2B 3B HR BB |
| Batter 4 | 1B 2B 3B HR BB | 1B 2B 3B HR BB |
| Batter 5 | 1B 2B 3B HR BB | 1B 2B 3B HR BB |

Count pitches, one column per pitcher.

- “X” last pitch to batter  
Circle last pitch of inning.  
Pitcher #23 had:
- 4 pitches to batter 1
  - 3 pitches to batter 2
  - 1 pitch to batter 3 (end inning)
  - 4 pitches to batter 4
- Pitcher #8 had:
- 3 pitches to batter 5

| QUICK TALLY |   |    |    |    |
|-------------|---|----|----|----|
| 23          | 8 |    |    |    |
| /           | / | 1  | 1  | 1  |
| /           | / | 2  | 2  | 2  |
| /           | / | 3  | 3  | 3  |
| X           | X | 4  | 4  | 4  |
| /           | / | 5  | 5  | 5  |
| /           | / | 6  | 6  | 6  |
| X           | X | 7  | 7  | 7  |
| O           | / | 8  | 8  | 8  |
| /           | / | 9  | 9  | 9  |
| /           | / | 10 | 10 | 10 |
| /           | / | 11 | 11 | 11 |
| X           | X | 12 | 12 | 12 |
| X           | X | 13 | 13 | 13 |



# SCOREBOOK

For baseball, log the pitch changes within the inning.

| #  | PLAYER       | POS | 1              | 2              |
|----|--------------|-----|----------------|----------------|
| 10 | Roberta Ruiz |     | 1B 2B 3B HR BB | 1B 2B 3B HR BB |
| 36 | Joseph Lee   | 7   | 1B 2B 3B HR BB | 1B 2B 3B HR BB |
| 21 | Isaac Choi   |     | 1B 2B 3B HR BB | 1B 2B 3B HR BB |
| 41 | Jessica Sims | 1   | 1B 2B 3B HR BB | 1B 2B 3B HR BB |
| 7  | Bianca Rock  | 5   | 1B 2B 3B HR BB | 1B 2B 3B HR BB |
| 33 | Blake Jones  | 6   | 1B 2B 3B HR BB | 1B 2B 3B HR BB |

Logging Pitching Changes  
Designate within the book  
what batter the pitching  
change happened on.

Draw a line  
between  
Players  
indicating  
where pitcher  
entered



**Little  
League**

**Official District  
Florida 17**

**Official Scorekeeper**

**Getting Familiar with the Scorebook**



# FILLING OUT SCOREBOOK FROM LINE-UPS

## CONTINUOUS BATTING ORDER

| HOME |                                   | VISITOR |                | VS             |                | DATE           |                | PLACE          |                | TIME           |                | GAME NO. |   |   |
|------|-----------------------------------|---------|----------------|----------------|----------------|----------------|----------------|----------------|----------------|----------------|----------------|----------|---|---|
| #    | PLAYER                            | POS     | 1              | 2              | 3              | 4              | 5              | 6              | 7              | 8              | 9              | AB       | R | H |
| 10   | <sup>1</sup> Roberta Ruiz         |         | 1B 2B 3B HR BB | 1B 2B 3B HR BB | 1B 2B 3B HR BB | 1B 2B 3B HR BB | 1B 2B 3B HR BB | 1B 2B 3B HR BB | 1B 2B 3B HR BB | 1B 2B 3B HR BB | 1B 2B 3B HR BB |          |   |   |
| 36   | <sup>2</sup> Joseph Lee           | 7       | 1B 2B 3B HR BB | 1B 2B 3B HR BB | 1B 2B 3B HR BB | 1B 2B 3B HR BB | 1B 2B 3B HR BB | 1B 2B 3B HR BB | 1B 2B 3B HR BB | 1B 2B 3B HR BB | 1B 2B 3B HR BB |          |   |   |
| 21   | <sup>3</sup> Isaac Choi           |         | 1B 2B 3B HR BB | 1B 2B 3B HR BB | 1B 2B 3B HR BB | 1B 2B 3B HR BB | 1B 2B 3B HR BB | 1B 2B 3B HR BB | 1B 2B 3B HR BB | 1B 2B 3B HR BB | 1B 2B 3B HR BB |          |   |   |
| 41   | <sup>4</sup> Jessica Sims         | 1       | 1B 2B 3B HR BB | 1B 2B 3B HR BB | 1B 2B 3B HR BB | 1B 2B 3B HR BB | 1B 2B 3B HR BB | 1B 2B 3B HR BB | 1B 2B 3B HR BB | 1B 2B 3B HR BB | 1B 2B 3B HR BB |          |   |   |
| 7    | <sup>5</sup> Bianca Rock          | 5       | 1B 2B 3B HR BB | 1B 2B 3B HR BB | 1B 2B 3B HR BB | 1B 2B 3B HR BB | 1B 2B 3B HR BB | 1B 2B 3B HR BB | 1B 2B 3B HR BB | 1B 2B 3B HR BB | 1B 2B 3B HR BB |          |   |   |
| 33   | <sup>6</sup> Blake Jones          | 6       | 1B 2B 3B HR BB | 1B 2B 3B HR BB | 1B 2B 3B HR BB | 1B 2B 3B HR BB | 1B 2B 3B HR BB | 1B 2B 3B HR BB | 1B 2B 3B HR BB | 1B 2B 3B HR BB | 1B 2B 3B HR BB |          |   |   |
| 15   | <sup>7</sup> <u>Nila Ayda</u>     | 4       | 1B 2B 3B HR BB | 1B 2B 3B HR BB | 1B 2B 3B HR BB | 1B 2B 3B HR BB | 1B 2B 3B HR BB | 1B 2B 3B HR BB | 1B 2B 3B HR BB | 1B 2B 3B HR BB | 1B 2B 3B HR BB |          |   |   |
| 92   | <sup>8</sup> Maria Gomez          | 9       | 1B 2B 3B HR BB | 1B 2B 3B HR BB | 1B 2B 3B HR BB | 1B 2B 3B HR BB | 1B 2B 3B HR BB | 1B 2B 3B HR BB | 1B 2B 3B HR BB | 1B 2B 3B HR BB | 1B 2B 3B HR BB |          |   |   |
| 1    | <sup>9</sup> Timothy Hays         | 3       | 1B 2B 3B HR BB | 1B 2B 3B HR BB | 1B 2B 3B HR BB | 1B 2B 3B HR BB | 1B 2B 3B HR BB | 1B 2B 3B HR BB | 1B 2B 3B HR BB | 1B 2B 3B HR BB | 1B 2B 3B HR BB |          |   |   |
| 17   | <sup>10</sup> Leonard Oswald      |         | 1B 2B 3B HR BB | 1B 2B 3B HR BB | 1B 2B 3B HR BB | 1B 2B 3B HR BB | 1B 2B 3B HR BB | 1B 2B 3B HR BB | 1B 2B 3B HR BB | 1B 2B 3B HR BB | 1B 2B 3B HR BB |          |   |   |
| 23   | <sup>11</sup> Ivan <u>Gerhold</u> | 8       | 1B 2B 3B HR BB | 1B 2B 3B HR BB | 1B 2B 3B HR BB | 1B 2B 3B HR BB | 1B 2B 3B HR BB | 1B 2B 3B HR BB | 1B 2B 3B HR BB | 1B 2B 3B HR BB | 1B 2B 3B HR BB |          |   |   |
| 5    | <sup>12</sup> Anne Harrison       | 2       | 1B 2B 3B HR BB | 1B 2B 3B HR BB | 1B 2B 3B HR BB | 1B 2B 3B HR BB | 1B 2B 3B HR BB | 1B 2B 3B HR BB | 1B 2B 3B HR BB | 1B 2B 3B HR BB | 1B 2B 3B HR BB |          |   |   |

| HOME |                | VISITOR |                                    |
|------|----------------|---------|------------------------------------|
| #    | PLAYER         | POS     |                                    |
| 10   | Roberta Ruiz   |         | 15 <u>7</u> Nila Ayda 4            |
| 36   | Joseph Lee 7   |         | 92 <u>8</u> Maria Gomez 9          |
| 21   | Isaac Choi     |         | 1 <u>9</u> Timothy Hays 3          |
| 41   | Jessica Sims 1 |         | 17 <u>10</u> Leonard Oswald        |
| 7    | Bianca Rock 5  |         | 23 <u>11</u> Ivan <u>Gerhold</u> 8 |
| 33   | Blake Jones 6  |         | 5 <u>12</u> Anne Harrison 2        |



# FILLING OUT SCOREBOOK FROM LINE-UPS

## SOME HIGHLIGHTS

| HOME |                              | VISITOR |                | VS             |                | DATE           |                | PLACE          |                | TIME           |                | HOME NO. |   |   |    |    |    |    |    |     |    |  |
|------|------------------------------|---------|----------------|----------------|----------------|----------------|----------------|----------------|----------------|----------------|----------------|----------|---|---|----|----|----|----|----|-----|----|--|
| #    | PLAYER                       | POS     | 1              | 2              | 3              | 4              | 5              | 6              | 7              | 8              | 9              | AB       | R | H | BB | SO | HR | SB | BP | SAC | SO |  |
| 10   | <sup>1</sup> Roberta Ruiz    |         | 1B 2B 3B HR BB | 1B 2B 3B HR BB | 1B 2B 3B HR BB | 1B 2B 3B HR BB | 1B 2B 3B HR BB | 1B 2B 3B HR BB | 1B 2B 3B HR BB | 1B 2B 3B HR BB | 1B 2B 3B HR BB |          |   |   |    |    |    |    |    |     |    |  |
|      | Ineligible pitch             |         |                |                |                |                |                |                |                |                |                |          |   |   |    |    |    |    |    |     |    |  |
| 36   | <sup>2</sup> Joseph Lee      | 7       | 1B 2B 3B HR BB | 1B 2B 3B HR BB | 1B 2B 3B HR BB | 1B 2B 3B HR BB | 1B 2B 3B HR BB | 1B 2B 3B HR BB | 1B 2B 3B HR BB | 1B 2B 3B HR BB | 1B 2B 3B HR BB |          |   |   |    |    |    |    |    |     |    |  |
| 21   | <sup>3</sup> Isaac Choi      |         | 1B 2B 3B HR BB | 1B 2B 3B HR BB | 1B 2B 3B HR BB | 1B 2B 3B HR BB | 1B 2B 3B HR BB | 1B 2B 3B HR BB | 1B 2B 3B HR BB | 1B 2B 3B HR BB | 1B 2B 3B HR BB |          |   |   |    |    |    |    |    |     |    |  |
| 41   | <sup>4</sup> Jessica Sims    | 1       | 1B 2B 3B HR BB | 1B 2B 3B HR BB | 1B 2B 3B HR BB | 1B 2B 3B HR BB | 1B 2B 3B HR BB | 1B 2B 3B HR BB | 1B 2B 3B HR BB | 1B 2B 3B HR BB | 1B 2B 3B HR BB |          |   |   |    |    |    |    |    |     |    |  |
|      | Verbal IW                    |         |                |                |                |                |                |                |                |                |                |          |   |   |    |    |    |    |    |     |    |  |
| 7    | <sup>5</sup> Bianca Rock     | 5       | 1B 2B 3B HR BB | 1B 2B 3B HR BB | 1B 2B 3B HR BB | 1B 2B 3B HR BB | 1B 2B 3B HR BB | 1B 2B 3B HR BB | 1B 2B 3B HR BB | 1B 2B 3B HR BB | 1B 2B 3B HR BB |          |   |   |    |    |    |    |    |     |    |  |
| 33   | <sup>6</sup> Blake Jones     | 6       | 1B 2B 3B HR BB | 1B 2B 3B HR BB | 1B 2B 3B HR BB | 1B 2B 3B HR BB | 1B 2B 3B HR BB | 1B 2B 3B HR BB | 1B 2B 3B HR BB | 1B 2B 3B HR BB | 1B 2B 3B HR BB |          |   |   |    |    |    |    |    |     |    |  |
|      | Ineligible Catch             |         |                |                |                |                |                |                |                |                |                |          |   |   |    |    |    |    |    |     |    |  |
| 15   | <sup>7</sup> Nila Ayda       | 4       | 1B 2B 3B HR BB | 1B 2B 3B HR BB | 1B 2B 3B HR BB | 1B 2B 3B HR BB | 1B 2B 3B HR BB | 1B 2B 3B HR BB | 1B 2B 3B HR BB | 1B 2B 3B HR BB | 1B 2B 3B HR BB |          |   |   |    |    |    |    |    |     |    |  |
| 92   | <sup>8</sup> Maria Gomez     | 9       | 1B 2B 3B HR BB | 1B 2B 3B HR BB | 1B 2B 3B HR BB | 1B 2B 3B HR BB | 1B 2B 3B HR BB | 1B 2B 3B HR BB | 1B 2B 3B HR BB | 1B 2B 3B HR BB | 1B 2B 3B HR BB |          |   |   |    |    |    |    |    |     |    |  |
| 1    | <sup>9</sup> Timothy Hays    | 3       | 1B 2B 3B HR BB | 1B 2B 3B HR BB | 1B 2B 3B HR BB | 1B 2B 3B HR BB | 1B 2B 3B HR BB | 1B 2B 3B HR BB | 1B 2B 3B HR BB | 1B 2B 3B HR BB | 1B 2B 3B HR BB |          |   |   |    |    |    |    |    |     |    |  |
| 17   | <sup>10</sup> Leonard Oswald |         | 1B 2B 3B HR BB | 1B 2B 3B HR BB | 1B 2B 3B HR BB | 1B 2B 3B HR BB | 1B 2B 3B HR BB | 1B 2B 3B HR BB | 1B 2B 3B HR BB | 1B 2B 3B HR BB | 1B 2B 3B HR BB |          |   |   |    |    |    |    |    |     |    |  |
|      | Start catch B5               |         |                |                |                |                |                |                |                |                |                |          |   |   |    |    |    |    |    |     |    |  |
| 23   | <sup>11</sup> Ivan Gerhold   | 8       | 1B 2B 3B HR BB | 1B 2B 3B HR BB | 1B 2B 3B HR BB | 1B 2B 3B HR BB | 1B 2B 3B HR BB | 1B 2B 3B HR BB | 1B 2B 3B HR BB | 1B 2B 3B HR BB | 1B 2B 3B HR BB |          |   |   |    |    |    |    |    |     |    |  |
| 5    | <sup>12</sup> Anne Harrison  | 2       | 1B 2B 3B HR BB | 1B 2B 3B HR BB | 1B 2B 3B HR BB | 1B 2B 3B HR BB | 1B 2B 3B HR BB | 1B 2B 3B HR BB | 1B 2B 3B HR BB | 1B 2B 3B HR BB | 1B 2B 3B HR BB |          |   |   |    |    |    |    |    |     |    |  |
|      | Stop catch B5                |         |                |                |                |                |                |                |                |                |                |          |   |   |    |    |    |    |    |     |    |  |

| #  | PLAYER           | POS |
|----|------------------|-----|
| 10 | Roberta Ruiz     |     |
|    | Ineligible pitch |     |
| 36 | Joseph Lee       | 7   |
| 21 | Isaac Choi       |     |
| 41 | Jessica Sims     | 1   |
|    | Verbal IW        |     |
| 7  | Bianca Rock      | 5   |
| 33 | Blake Jones      | 6   |
|    | Ineligible Catch |     |

|    |                  |   |
|----|------------------|---|
| 15 | Nila Ayda        | 4 |
| 92 | Maria Gomez      | 9 |
| 1  | Timothy Hays     | 3 |
| 17 | Leonard Oswald   |   |
|    | Start catch B5   |   |
| 23 | Ivan Gerhold     | 8 |
| 5  | Anne Harrison    | 2 |
|    | Stop catch B5    |   |
|    | Ineligible pitch |   |



[illegible]



# SOFTBALL SENIORS

WITH DP / FLEX

## Line Up Card

| NO. | PLAYER      |                 | RE   | POS. |
|-----|-------------|-----------------|------|------|
| 19  | 1           | B. HARRIS       |      | 6    |
|     | SUB.        |                 |      |      |
| 17  | 2           | S. ABLE         |      | 4    |
|     | SUB.        |                 |      |      |
| 20  | 3           | C. THOMAS       |      | 8    |
|     | SUB.        |                 |      |      |
| 24  | 4           | D. JONES        |      | 7    |
|     | SUB.        |                 |      |      |
| 15  | 5           | R. ALEXANDER    |      | 3    |
|     | SUB.        |                 |      |      |
| 22  | 6           | B. MOORE        |      | 2    |
|     | SUB.        |                 |      |      |
| 25  | 7           | A. COOPER       |      | DP   |
|     | SUB.        |                 |      |      |
| 7   | 8           | K. MORRIS       |      | 5    |
|     | SUB.        |                 |      |      |
| 3   | 9           | E. RODGERS      |      | 9    |
|     | SUB.        |                 |      |      |
| 18  | 10          | M. GREEN (FLEX) |      | 1    |
|     | SUB.        |                 |      |      |
| NO. | SUBSTITUTES |                 | POS. |      |
| 10  | S. HOWELL   |                 |      |      |
| 4   | B. BAKER    |                 |      |      |
| 6   | C. SMITH    |                 |      |      |

| NO.         | PLAYER             | POS. |
|-------------|--------------------|------|
| 19          | Bobbi Harris       | 6    |
| 17          | Sara Able          | 4    |
| 20          | Carrie Thomas      | 8    |
| 24          | Daphne Jones       | 7    |
| 15          | Ricki Alexander    | 3    |
| 22          | Breana Moore       | 2    |
| 25          | Andi Cooper        | DP   |
| 7           | Kathryn Morris     | 5    |
| 3           | Elaine Rodgers     | 9    |
| 18          | Midge Green (Flex) | 1    |
| Substitutes |                    |      |
| 10          | Sally Howell       |      |
| 4           | Brandi Baker       |      |
| 6           | Carlie Smith       |      |



| DER | NO. | PLAYER           | POS. |
|-----|-----|------------------|------|
| 1   | 11  | Dustin Miller    | 8    |
| 2   | 5   | Keko Figueiredo  | DH   |
| 3   | 23  | J.G. Fekner      | 5    |
| 4   | 20  | Jeff Cincumini   | 3    |
| 5   | 10  | Dalton Saporar   | 2    |
| 6   | 8   | Spencer Duggan   | 4    |
| 7   | 2   | Antonio Carvalho | 7    |
| 8   | 25  | Justin Hanlin    | 9    |
| 9   | 17  | Steve Ouellette  | 6    |
| 10  | 12  | Ruben Rios       | 1    |
| 11  |     |                  |      |
| 12  | 6   | Zeeshan Hanen    |      |
| 13  | 28  | Craig Broadman   |      |
| 14  | 30  | Chris Martin     |      |

| #  | PLAYER             | PPOS |
|----|--------------------|------|
| 11 | Dustin Miller      | 8    |
| 5  | Keke Figueiredo    | DH   |
| 23 | Justin Carl Falena | 5    |
| 20 | Jeff Liclomini     | 3    |
| 10 | Dalton Soymour     | 2    |
| 8  | Spencer Duggan     | 4    |
| 2  | Antonio Castillo   | 7    |
| 25 | Justin Hanlin      | 9    |
| 17 | Steve Ouellette    | 6    |
| 12 | Ruben Rios         | 1    |
| 11 |                    |      |
| 12 |                    |      |
|    | <b>Substitutes</b> |      |
| 6  | Zach C Hansen      |      |
| 28 | Craig Broadman     |      |
| 30 | Chris Hartin       |      |

# SCORESHEET

## DISTRICT 17 WILL HAVE STANDARD SCOREBOOKS

Baseball: Use space to record Catcher Uniform # (s) per inning (Baseball Only)

Starting Players leaving room for substitutes

| HOME |        | VISITOR |                |                |                | DATE           |                | PLACE          |                | TIME/GAME NO.  |                |
|------|--------|---------|----------------|----------------|----------------|----------------|----------------|----------------|----------------|----------------|----------------|
| #    | PLAYER | POS     | 1              | 2              | 3              | 4              | 5              | 6              | 7              | 8              | 9              |
| 1    |        |         | 1B 2B 3B HR BB | 1B 2B 3B HR BB | 1B 2B 3B HR BB | 1B 2B 3B HR BB | 1B 2B 3B HR BB | 1B 2B 3B HR BB | 1B 2B 3B HR BB | 1B 2B 3B HR BB | 1B 2B 3B HR BB |
| 2    |        |         | 1B 2B 3B HR BB | 1B 2B 3B HR BB | 1B 2B 3B HR BB | 1B 2B 3B HR BB | 1B 2B 3B HR BB | 1B 2B 3B HR BB | 1B 2B 3B HR BB | 1B 2B 3B HR BB | 1B 2B 3B HR BB |
| 3    |        |         | 1B 2B 3B HR BB | 1B 2B 3B HR BB | 1B 2B 3B HR BB | 1B 2B 3B HR BB | 1B 2B 3B HR BB | 1B 2B 3B HR BB | 1B 2B 3B HR BB | 1B 2B 3B HR BB | 1B 2B 3B HR BB |
| IW   |        |         |                |                |                |                |                |                |                |                |                |

Strikes / Balls  
Baseball: Can add additional tick marks for foul balls, illegal pitches

Use space to record Outs. Important to number correctly. I.e. if they were the second out, write the number 2

Score how got to base (hit or walk).  
Write "E" for Error  
If intentional walk, circle BB and write "IW" next to player's name to make it easy to see they already received an IW



1. Minimum – Record Runs each inning.
  1. All other stats are optional
2. Notes / Comments – Anything noteworthy
3. Optional to record pitcher information
4. Ejections or other information about the game
5. Record final score of game

[illegible]

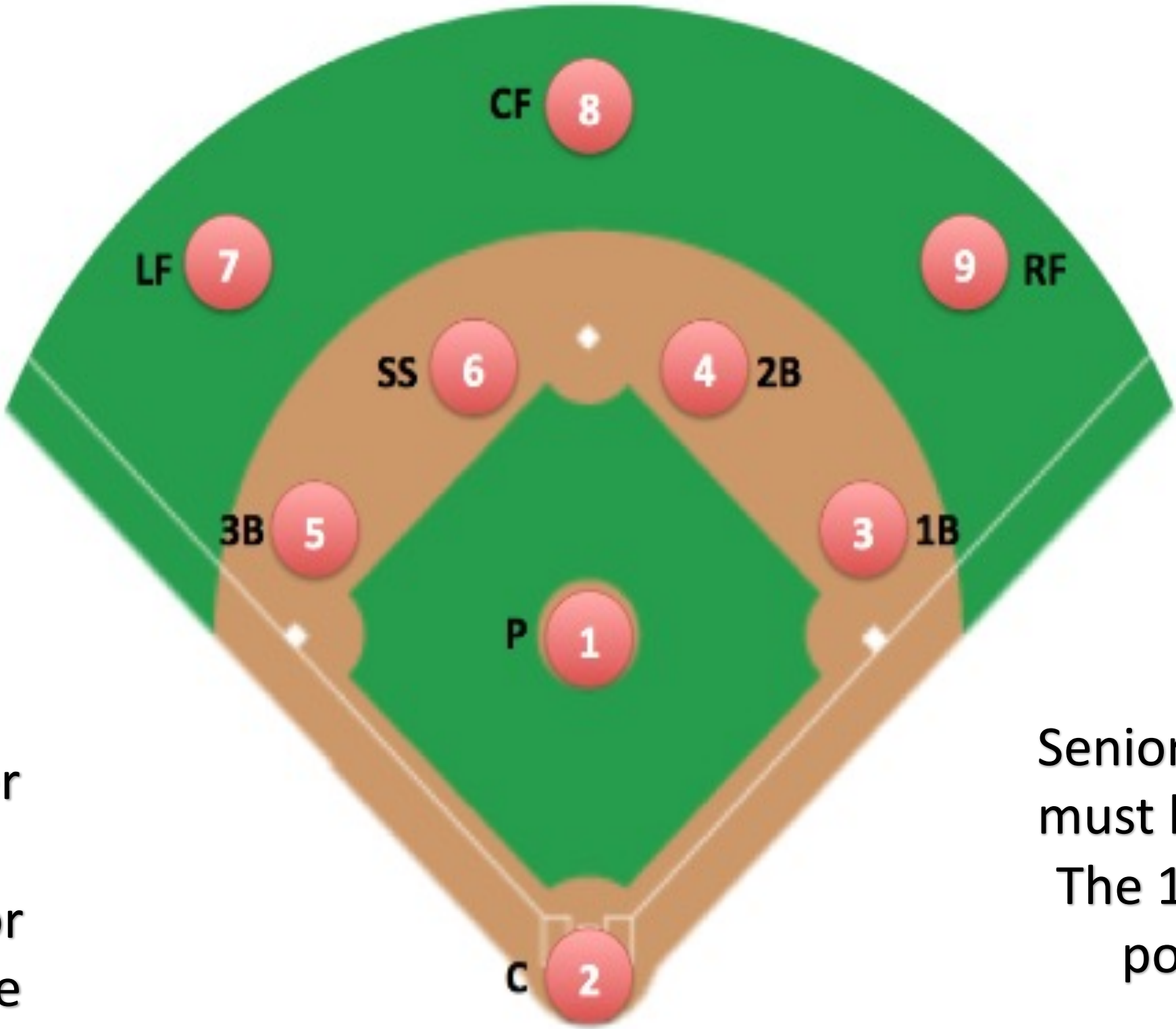


# DEFENSE POSITIONS

## SCOREKEEPER'S CHEAT SHEET

List of Positions and Numbers

| Position     | # |
|--------------|---|
| Pitcher      | 1 |
| Catcher      | 2 |
| First base   | 3 |
| Second base  | 4 |
| Third base   | 5 |
| Shortstop    | 6 |
| Left field   | 7 |
| Center field | 8 |
| Right field  | 9 |



Senior Baseball - Designated Hitter must have a Position of DH.  
The player they are designated for is listed in the 10<sup>th</sup> position on the line-up card.

Senior Softball - Designated Player must have a position of DP.  
The 10<sup>th</sup> player (Flex) is in the 10<sup>th</sup> position on the line-up card.

# ABBREVIATIONS BASICS

## Ways to Get on Base and Advance Baserunners

| Abbrev    | Meaning  | Example   |
|-----------|--|---|
| 1B        | Single   | Batter is safe on first with a hit  |
| 2B        | Double   | Batter is safe on second with a hit   |
| 3B        | Triple   | Batter is safe on third with a hit  |
| HR        | Home run   | Can also be a grand slam with 4 RBIs  |
| GRD       | Ground Rule Double                                   | Ball bounces over outfield wall, batter given second base   |
| BB        | Base on balls  | Batter is walked  |
| HP or HBP | Hit by pitch   | Batter is given first base due to being hit by a pitch  |
| FC        | Fielder's choice                                     | Batter gets on base, but another runner is out – could have been the batter being out (but the fielder "chose" to make another out)   |
| E #       | Error  | Fielder makes an error so batter gets on base (E3 = error made by first base)   |
| IBB       | Intentional base on balls                            | Batter is walked intentionally  |
| CI        | Catcher interference                                 | Catcher's mitt interferes with bat swing, batter given first base   |
| K E2      | Dropped 3 <sup>rd</sup> strike, runner safe at first | Third strike pitch, but the catcher drops it. In Majors, batter can run to base if 1) 1 <sup>st</sup> base is unoccupied, or 2) 1 <sup>st</sup> base is occupied and there are 2 outs |
| #         | Runner advanced by batter                            | Record jersey number of batter on base path for the base runner in the scorebook  |
| SB        | Stolen base  | Legitimate stolen base (not WP or PB or error)  |
| WP        | Wild pitch   | Pitcher's fault – catcher would have difficulties catching the ball, so a runner successfully gets to next base during another's at bat   |
| PB        | Passed ball  | Catcher's fault – pitch was thrown so catcher should have caught the ball, but missed, so a runner successfully gets to next base during another's at bat                             |
| BK        | Balk   | Pitcher makes illegal motion after coming to a set with a runner on base  |

## Ways to Get Out

Standard scoring when multiple players make an out working together:

Place the position numbers of those who helped make the out in the sequence that the out was made (i.e., 9-6-3 = right fielder throws to shortstop who throws to 1<sup>st</sup> base player who gets the out).

| Abbrev | Meaning            | Example  |
|--------|--------------------|--|
| K      | Strikeout swinging | Strike three was a swing and a miss  |
| ⋈      | Strikeout looking  | Strike three was a called strike by the umpire                                     |
| L #    | Line drive         | L6 = line drive out catch made by shortstop  |
| F #    | Fly                | F8 = fly out catch made by center field  |
| # U    | Unassisted         | 3U = first base was the only player who touched the ball and made the out at first |
| #'s DP | Double play        | 6-4-3 DP = short to 2 <sup>nd</sup> to 1 <sup>st</sup>                             |
| #'s TP | Triple play        | 5-4-3 TP = 3 <sup>rd</sup> to 2 <sup>nd</sup> to 1 <sup>st</sup>                   |
| CS     | Caught stealing    | Base runner tagged out while stealing  |
| SAC    | Sacrifice          | Additional notation if out led to advancing a base runner                          |

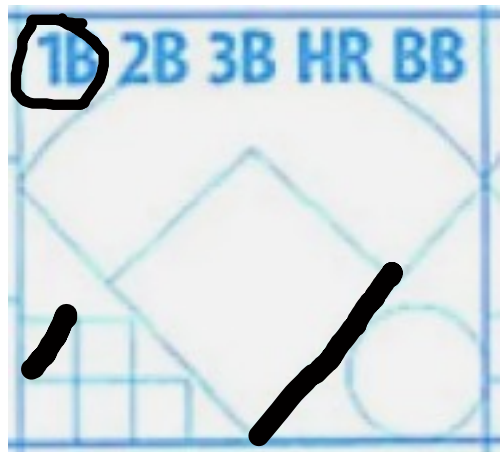


# PITCHES AND GETTING ON BASE

2 Strikes



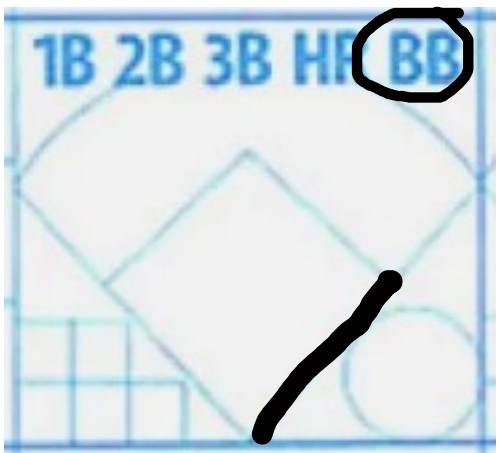
Single



Triple



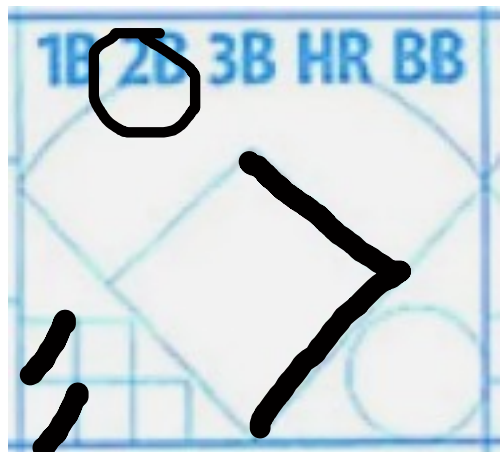
Base on Balls



1 Ball



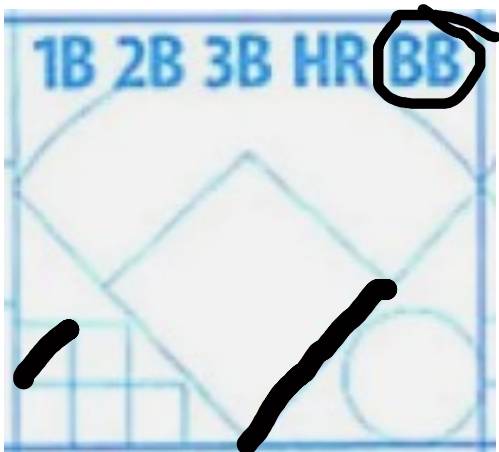
Double



Homerun



Verbal Intentional Walk  
with 1 Strike

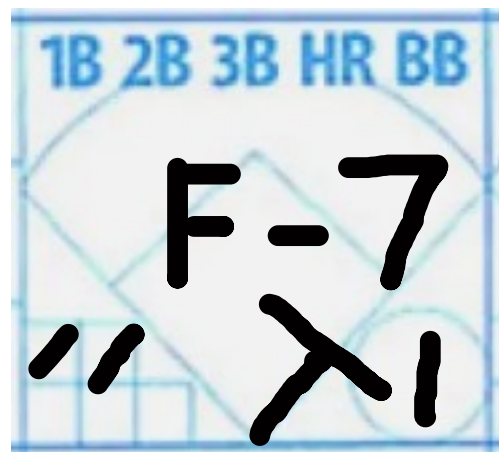


Total 5 Pitches for Count

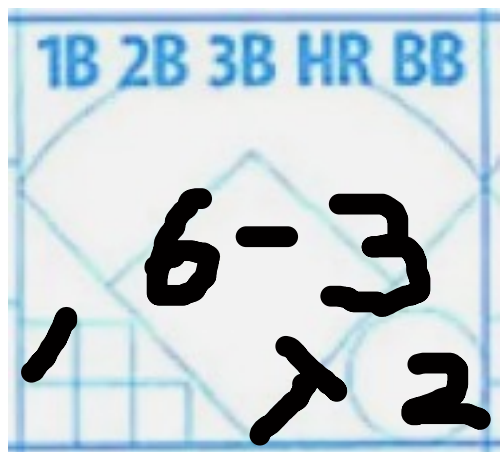


# OUTS

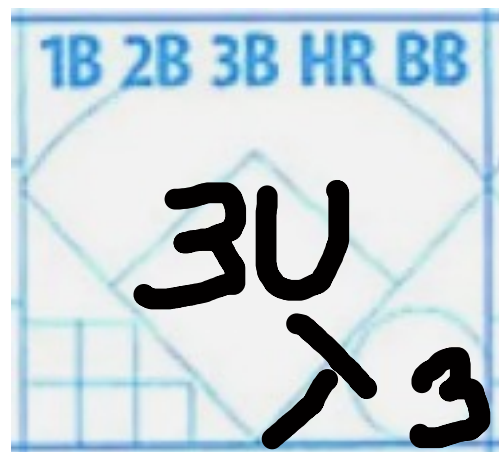
Caught Fly Ball  
By LF



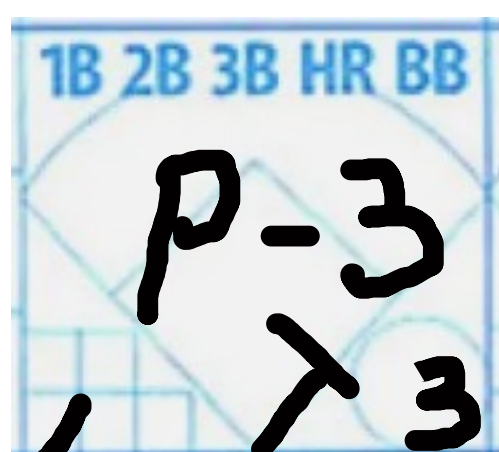
Ground Out  
SS to 1B



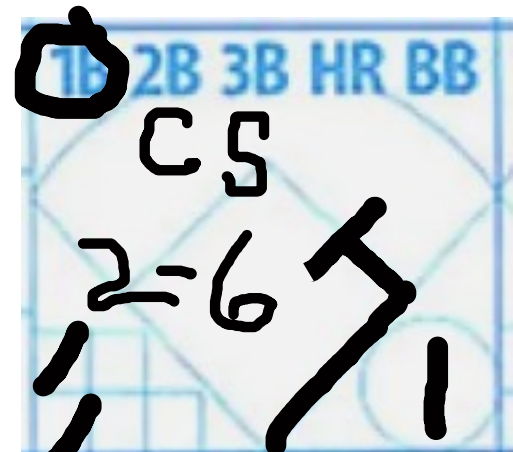
Ground Out  
1B Unassisted



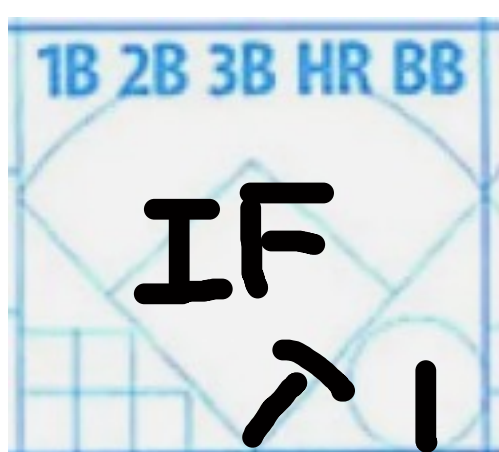
Caught Pop Fly  
By 1B



Caught Stealing  
Catcher to SS

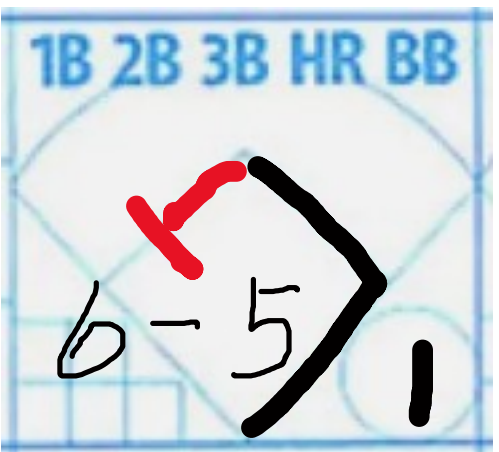


Infield Fly

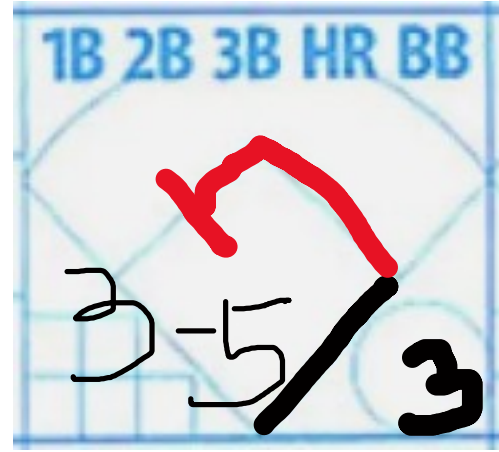


Triple Play

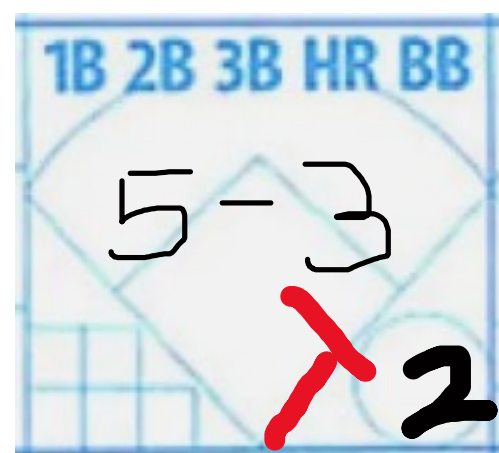
Out 1: SS to 3B for force



Out 3: 1B to 3B for Tag Out



Out 2: 3B to 1B

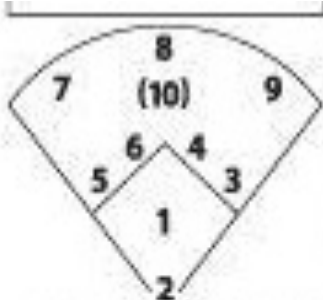


# EJECTED PLAYERS OR COACH

If player, in ink, write information

Make sure Tournament Director is informed as soon as possible

| #  | PLAYER           | POS  | 1              | 2              |
|----|------------------|------|----------------|----------------|
| 10 | Roberta Ruiz     |      | 1B 2B 3B HR BB | 1B 2B 3B HR BB |
|    | Ineligible pitch |      |                |                |
| 36 | Joseph Lee       | 7    | 1B 2B 3B HR BB | 1B 2B 3B HR BB |
| 21 | Isaac Choi       |      | 1B 2B 3B HR BB | 1B 2B 3B HR BB |
| 41 | Jessica Sims     | 1    | 1B 2B 3B HR BB | 1B 2B 3B HR BB |
|    | Verbal IW        |      |                |                |
| 7  | Bianca Rock      | 5    | 1B 2B 3B HR BB | 1B 2B 3B HR BB |
| 33 | Blake Jones      | 6    | 1B 2B 3B HR BB | 1B 2B 3B HR BB |
|    | Ineligible Catch |      |                |                |
| 15 | Nila Ayda        | 4    | 1B 2B 3B HR BB | 1B 2B 3B HR BB |
| 92 | Maria Gomez      | 9    | 1B 2B 3B HR BB | 1B 2B 3B HR BB |
| 1  | Timothy Hays     | 3    | 1B 2B 3B HR BB | 1B 2B 3B HR BB |
|    | EJECTED T6 1 out |      |                |                |
| 17 | Leonard Oswald   |      | 1B 2B 3B HR BB | 1B 2B 3B HR BB |
|    | Start catch B5   | 2 5  |                |                |
| 23 | Ivan Gerhold     | 8    | 1B 2B 3B HR BB | 1B 2B 3B HR BB |
| 5  | Anne Harrison    | 2    | 1B 2B 3B HR BB | 1B 2B 3B HR BB |
|    | Stop catch B5    | NP 5 |                |                |
|    | Ineligible pitch |      |                |                |



DELUXE SYSTEM-17  
THE BIG BOOK and  
QUICK-TALLY  
©2013 Tanners Team Sports Inc.  
Hot Springs, AR 71964  
1-800-826-6373 • tanners.com  
All rights reserved • No unauthorized

| # | PITCHER'S NAME | RECORD | WIN | SAVE | LOSS | PC | IP | AB | K | BB | H | R | ER | WP | FINAL SCORE |
|---|----------------|--------|-----|------|------|----|----|----|---|----|---|---|----|----|-------------|
|   |                |        |     |      |      |    |    |    |   |    |   |   |    |    | HOME        |
|   |                |        |     |      |      |    |    |    |   |    |   |   |    |    | VISITOR     |
|   |                |        |     |      |      |    |    |    |   |    |   |   |    |    | RUNS        |
|   |                |        |     |      |      |    |    |    |   |    |   |   |    |    | HITS        |
|   |                |        |     |      |      |    |    |    |   |    |   |   |    |    | ERRORS      |
|   |                |        |     |      |      |    |    |    |   |    |   |   |    |    | UMPires     |
|   |                |        |     |      |      |    |    |    |   |    |   |   |    |    | SCORE       |

GAME HIGHLIGHTS  
Note ejected or suspended players or coaches here

Logging this information could help the umpire if there are any questions.

Input: Inning ejected, score at time, how many outs, who is up to bat.



**Little  
League**

**Official District  
Florida 17**

**Batting Out of Turn**





















# SCORING BATTING OUT OF TURN

Scorekeeper may not alert anyone of batting out of turn.

1. Batter “Sam” bats when “Palmer” should be up. If fixed while Sam is batting, Palmer takes Sam’s place with the count Sam incurred.
2. Batter “Sam” bats when “Palmer” should be up. Team appeals after Sam completes at bat but **before** next pitch is thrown:  
Palmer is out and Sam is removed from base.  
Any players advanced on ball batted in play, are put back to spot of last pitch.  
Next batter after Palmer is proper batter, which might be Sam.
3. Batter “Sam” bats when “Palmer” should be up. Team appeals after Sam completes at bat ***and after*** next pitch is thrown (or no appeal):  
Batter **after** Sam is proper batter.  
This might skip people in the lineup.

# SCORING BATTING OUT OF TURN



















Scenario One:  
Sam comes up to bat, realize mistake and put Palmer in batter's box.  
Palmer takes the count Sam left off with.

|   | Line-Up | Inning One  | Inning Two  |
|---|---------|---|---|
| 1 | Angela  |    |    |
| 2 | Antonia |    |    |
| 3 | Lee     |   |   |
| 4 | Palmer  |  |  |
| 5 | Sam     |  |  |
| 6 | Sammie  |  |  |
| 7 | Ash     |  |  |
| 8 | Kris    |  |  |
| 9 | Lee     |  |  |



# SCORING BATTING OUT OF TURN


















Scenario Two:  
Sam comes up to bat, Sam reaches first base, defense team appeals.  
Palmer is out.  
All players return that advanced on a played ball.  
If a player steals, they will retain their steal.  
Sam is up to bat.

|   | Line-Up | Inning One  | Inning Two  |
|---|---------|---|---|
| 1 | Angela  |    |    |
| 2 | Antonia |   |   |
| 3 | Lee     |  |  |
| 4 | Palmer  |  |  |
| 5 | Sam     |  |  |
| 6 | Sammie  |  |  |
| 7 | Ash     |  |  |
| 8 | Kris    |  |  |
| 9 | Lee     |  |  |

# SCORING BATTING OUT OF TURN

Scenario Three:  
Sam comes up to bat, Sam reaches first base, no appeal and next pitch happens.  
Sammie is next legal batter.

Note:  
If Sammie had taken Palmer's at bat with no appeal,  
Next legal batter would be Ash

|   | Line-Up | Inning One  | Inning Two  |
|---|---------|---|---|
| 1 | Angela  |    |    |
| 2 | Antonia |    |    |
| 3 | Lee     |  |  |
| 4 | Palmer  |  |  |
| 5 | Sam     |  |  |
| 6 | Sammie  |  |  |
| 7 | Ash     |  |  |
| 8 | Kris    |  |  |
| 9 | Lee     |  |  |





**Little  
League**

**Official District  
Florida 17**

**QUESTIONS**